






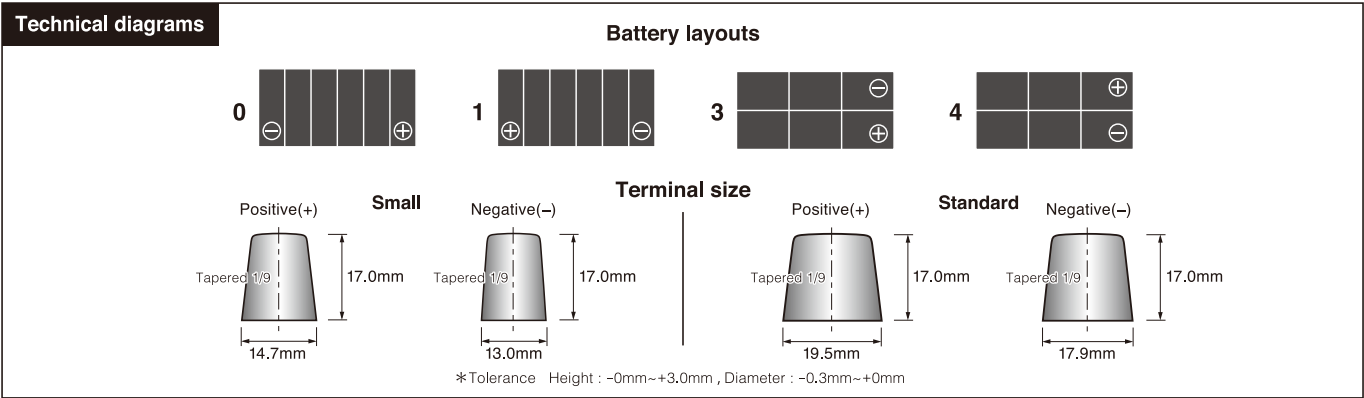


Lineup chart		EFB series	Y5 series	AGM (VRLA) series	Heavy Duty series	Y6 series
Battery appearance						
Size		M42 - T115 (B20 - D31)	B19 - D31	B20 - B24	E41 - H52	LN0 - LN5
Suitable car types		General passenger cars (JIS) Start and stop cars (JIS)	General passenger cars (JIS)	Toyota's hybrid cars (AGM as auxiliary battery)	Commercial vehicles (JIS)	General passenger cars (EN)
Lithium in electrolyte		✓	✓	—	—	—
Battery type		MF Battery	MF Battery	AGM Battery	Hybrid Battery	MF Battery
Electrolyte supply type	DRY	—	—	—	—	—
	WET	✓	✓	✓※1	✓	✓
Plate types	Positive	Calcium / Expand	Calcium / Expand	Calcium / Expand	Antimony / Casting	Calcium / Expand
	Negative	Calcium / Expand	Calcium / Expand	Calcium / Expand	Calcium / Expand	Calcium / Expand


※1 Electrolyte of AGM batteries is absorbed in the glass mat separator.

Plate type detail	Calcium / Expand		Plate type detail	Antimony / Casting	
Alloy : Calcium	<ul style="list-style-type: none">• Minimal water loss.• Minimal self-discharge.		Alloy : Antimony	<ul style="list-style-type: none">• Durable to deep discharge.• Strong corrosion resistance.	
Shape : Expand	<ul style="list-style-type: none">• Since the plate is thin, the number of plates can be increased to improve the cranking performance.		Shape : Casting	<ul style="list-style-type: none">• Strong vibration resistance.• Improved conductivity.	



Made in Japan


GS Yuasa is a battery manufacturer with the No.1* market share in Japan. All series in this catalog are manufactured in Japan.



* According to a FY2021 Japanese automotive repair battery market share survey and a new car installation battery share survey by a research firm in Japan.

Yuasa battery throughout the world

Yuasa Batteries are installed in many automobiles and motorcycles around the world. In the field of lead acid batteries, our group has the world's No.1 share of motorcycles applications and the world's No.2 share of automotive applications.*



*FY2021, estimate by GS Yuasa

- The country of origin, some designs and specifications may be changed without prior notice.
- The contents of this catalog are current as of January 2, 2023.

GS Yuasa International Ltd.

1-7-13, Shiba-koen, Minato-ku, Tokyo 105-0011, Japan

Distributed by



日本製

MADE IN JAPAN

AUTOMOTIVE BATTERY

Made in Japan products lineup



Page 2

EFB series
For start & stop cars (JIS)



Y5 series
For general passenger cars (JIS)



Page 3

AGM (VRLA) series
For Toyota's hybrid cars (JIS)



Heavy Duty series
For commercial vehicles (JIS)



Y6 series
For general passenger cars (EN)



Page 4

- Lineup Chart
- Technical diagram
- Tips



Enhanced Flooded Battery (EFB)

- EFB are enhanced version of wet-flooded batteries.
- The benefits of EFB are improved charge acceptance and greater cyclic durability.

Start & stop life over 200%^{※1}

- Bring out fuel efficiency performance of start & stop cars.
- Best choice for start & stop cars.

YUASA Model	Spec			Length (mm)	Width (mm)	Height (mm)	Total Height (mm)	Charge Current (A)	Indicator	Handle	Terminal	Layout
	20HR(Ah)	CCA(A)	RC(min)									
EPIY-M-42R / 55B20R	38	415	56	197	127	202	227	3.4	✓	Removable type	Small	1
EPIY-M-42 / 55B20L	38	385	56	197	127	202	227	3.4	✓	Removable type	Small	0
EPIY-N-65 / 75B24L	50	500	73	238	128	202	227	4.3	✓	Removable type	Small	0
EPIY-Q-85R / 95D23R	66	590	107	232	173	202	225	5.4	✓	Removable type	Standard	1
EPIY-Q-85 / 95D23L	66	590	107	232	173	202	225	5.4	✓	Removable type	Standard	0
EPIY-S-95R / 110D26R	74	655	124	260	173	202	225	5.9	✓	Removable type	Standard	1
EPIY-S-95 / 110D26L	74	655	124	260	173	202	225	5.9	✓	Removable type	Standard	0
EPIY-T-115R / 130D31R	87	740	145	305	173	202	225	6.4	✓	Removable type	Standard	1
EPIY-T-115 / 130D31L	87	740	145	305	173	202	225	6.4	✓	Removable type	Standard	0



High temperature durability over 130%^{※1}

- Y5 is durable to high temperature. (Engine compartment becomes hot due to engine power increase, climate change, etc.)

Quick charge performance over 130%^{※2}

- Lithium in electrolyte enables efficient charge in short time.
- No worry about using in charged control cars.

YUASA Model	Spec			Length (mm)	Width (mm)	Height (mm)	Total Height (mm)	Charge Current (A)	Indicator	Handle	Terminal	Layout
	20HR(Ah)	CCA(A)	RC(min)									
Y5-40B19R	35	359	53	187	127	202	227	2.8	✓	Removable type	Small	1
Y5-40B19L	35	359	53	187	127	202	227	2.8	✓	Removable type	Small	0
Y5-55B19L	40	404	61	187	127	202	227	3.4	✓	Removable type	Small	0
Y5-50B24R	39	383	67	238	128	202	227	3.6	✓	Removable type	Small	1
Y5-50B24L	39	383	67	238	128	202	227	3.6	✓	Removable type	Small	0
Y5-60B24L	46	482	83	238	128	202	227	4.0	✓	Removable type	Small	0
Y5-60B24L(S)	45	440	67	238	128	202	227	4.0	✓	Removable type	Standard	0
Y5-55D23R	53	460	99	232	173	202	225	4.8	✓	Removable type	Standard	1
Y5-55D23L	53	460	99	232	173	202	225	4.8	✓	Removable type	Standard	0
Y5-80D23L	67	520	119	232	173	202	225	5.6	✓	Removable type	Standard	0
Y5-80D26R	62	541	111	260	173	202	225	5.5	✓	Removable type	Standard	1
Y5-80D26L	62	541	111	260	173	202	225	5.5	✓	Removable type	Standard	0
Y5-105D31R	84	655	156	305	173	202	225	6.4	✓	Removable type	Standard	1
Y5-105D31L	84	655	156	305	173	202	225	6.4	✓	Removable type	Standard	0
Y5-130D31R	91	746	175	305	173	202	225	7.2	✓	Removable type	Standard	1
Y5-130D31L	91	746	175	305	173	202	225	7.2	✓	Removable type	Standard	0

Quick charge performance over 150%^{※2}

- Lithium in electrolyte to improve quick charge performance.
- No worry about using in start & stop cars and short driving.

Life in regular (non-start & stop) cars over 250%^{※2}

- Available for both start & stop cars and regular cars.
- Extremely long life when it's used for regular cars.

※1 Comparison between our EFB and conventional model. In-house test by GS Yuasa.
※2 Comparison between our EFB and standard model. In-house test by GS Yuasa.



Replacement battery for Toyota's hybrid cars

- Fit for PRIUS, PRIUS C(AQUA), COROLLA HYBRID, etc.
- Suitable battery models vary depending on car model and grade.

Auxiliary battery

- Hybrid cars require an auxiliary battery to start-up hybrid system.
- Auxiliary batteries must be replaced periodically.

YUASA Model	Spec			Length (mm)	Width (mm)	Height (mm)	Total Height (mm)	Charge Current (A)	Indicator	Handle	Terminal	Layout
	20HR(Ah)	CCA(A)	RC(min)									
EPY-S34B20R	35	272	47	197	129	202	227	3.5	-	Rope type	Small	1
EPY-S34B20L	35	272	47	197	129	202	227	3.5	-	Rope type	Small	0
EPY-S46B24R	45	325	68	238	128	202	227	4.2	-	Rope type	Small	1



Hybrid battery suitable for commercial vehicles

- Hybrid batteries have two types plates (Positive: Antimony & Negative: Calcium) that are durable to deep discharge, vibration, and high temperature.

Durable to bumpy road & long driving use

- Glass mat & envelope separator prevent the paste from falling out of the alloy.

Absorbed Glass Mat (AGM) technology

- Electrolyte is absorbed in glass mat. No water refilling is required.

Valve Regulated Lead Acid (VRLA) technology

- Vent valves regulate to release gas to outside of the vehicle.

YUASA Model	Spec			Length (mm)	Width (mm)	Height (mm)	Total Height (mm)	Charge Current (A)	Indicator	Handle	Terminal	Layout
	20HR(Ah)	CCA(A)	RC(min)									
EPY-120E41R	110	843	225	409	175	211	233	8.8	-	Slide type	Standard	1
EPY-130F51	120	843	232	505	182	212	257	9.6	-	Fixed type	Standard	4
EPY-155G51	150	995	324	507	222	212	257	12.0	-	Fixed type	Standard	4
EPY-225H52	220	1453	488	520	278	218	268	17.6	-	Fixed type	Standard	4

Protruding and explosion proof vent plug

- Prevent spark from entering inside.
- Prevent rain and dust from entering inside.
- Easy to refill water.^{※1}

※1 Heavy Duty series needs water refilling periodically since they lose more water than MF batteries.



Suitable for Japanese cars and European cars equipped with EN standard battery

- Meets new car specs required by most car manufacturers.

Keep stable performance for long time

- Y6 secures enough electrolyte volume to prevent battery capacity loss.
- No worry about lack of liquid even under hot weather climates.

Adaptable to a wide range of usage environments

- Yuasa original double lid structure prevents water loss.
- Vent plugs are removable to refill water, which is required by car manufacturers for safety.

YUASA Model	Spec			Length (mm)	Width (mm)	Height (mm)	Total Height (mm)	Charge Current (A)	Indicator	Handle	Terminal	Layout
	20HR(Ah)	CCA(A)	RC(min)									
Y6-340LN0	37	270	47	175	175	190	190	2.0	✓	Rope type	Standard	0
Y6-355LN1	50	400	77	207	175	190	190	2.5	✓	Rope type	Standard	0
Y6-375LN2	60	550	87	242	175	190	190	3.0	✓	Foldable type (Single)	Standard	0
Y6-380LN3	70	600	120	278	175	190	190	3.5	✓	Foldable type (Double)	Standard	0
Y6-390LN4	80	685	147	315	175	190	190	4.5	✓	Foldable type (Double)	Standard	0
Y6-400LN5	85	795	127	353	175	190	190	4.5	✓	Foldable type (Double)	Standard	0